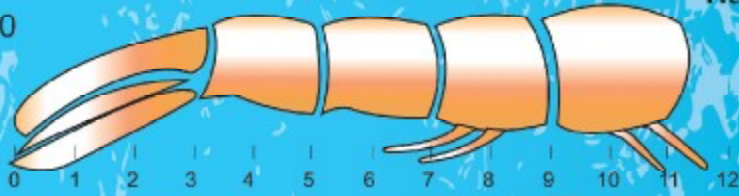




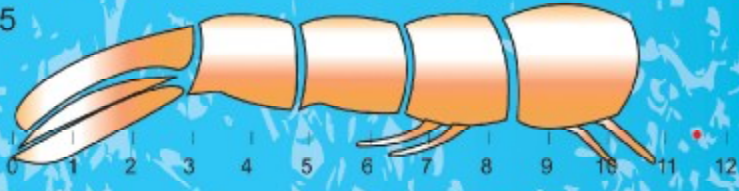
nasa

16/20



Máx.	Prom.	Min.	gr
28.38	26.22	22.70	

21/25



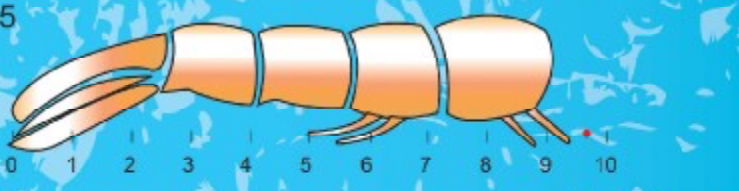
Máx.	Prom.	Min.	gr
21.62	19.74	18.16	

26/30



Máx.	Prom.	Min.	gr
17.46	16.21	15.31	

31/35



Máx.	Prom.	Min.	gr
14.65	13.76	12.97	

36/40



Máx.	Prom.	Min.	gr
12.61	11.95	11.35	

41/50



Máx.	Prom.	Min.	gr
11.07	10.09	9.08	

51/60



Máx.	Prom.	Min.	gr
8.90	8.25	7.57	

61/70



Máx.	Prom.	Min.	gr
7.44	6.98	6.49	

71/90



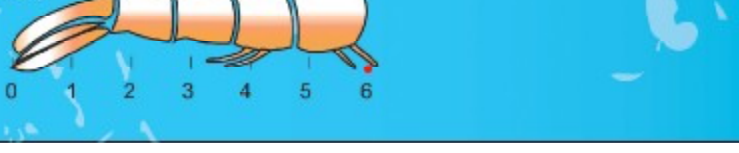
Máx.	Prom.	Min.	gr
6.39	5.68	5.04	

91/110



Máx.	Prom.	Min.	gr
4.99	4.54	4.13	

110/130



Máx.	Prom.	Min.	gr
4.09	3.78	3.49	